

Terlivaz[®]
terlipressin for injection

Formulary Kit

1st

TERLIVAZ is the **first and only** FDA-approved treatment for adults with hepatorenal syndrome (HRS) with rapid reduction in kidney function.¹

Terlipressin is recommended as the **preferred treatment** for HRS with rapid reduction in kidney function by AASLD guidance and ACG guidelines.^{2,3*†‡}

*2021 American Association for the Study of Liver Diseases (AASLD) and 2022 American College of Gastroenterology (ACG).^{2,3}
Please see individual guidance for specific recommendations.

†Diagnosis, evaluation, and management of ascites, spontaneous bacterial peritonitis and hepatorenal syndrome: 2021 Practice Guidance by the American Association for the Study of Liver Diseases. Biggins SW, Angeli P, Garcia-Tsao G, Ginès P, Ling SC, Nadim MK, Wong F, Kim WR. Copyright © 2021 American Association for the Study of Liver Diseases. Reproduced with permission of John Wiley & Sons, Inc.

‡TERLIVAZ was not evaluated in comparison to other treatments in a head-to-head clinical study.

INDICATION AND LIMITATION OF USE

TERLIVAZ is indicated to improve kidney function in adults with hepatorenal syndrome with rapid reduction in kidney function.

- Patients with a serum creatinine >5 mg/dL are unlikely to experience benefit.

SELECT IMPORTANT SAFETY INFORMATION

WARNING: SERIOUS OR FATAL RESPIRATORY FAILURE

- TERLIVAZ may cause serious or fatal respiratory failure. Patients with volume overload or with acute-on-chronic liver failure (ACLF) Grade 3 are at increased risk. Assess oxygenation saturation (e.g., SpO₂) before initiating TERLIVAZ.
- Do not initiate TERLIVAZ in patients experiencing hypoxia (e.g., SpO₂ <90%) until oxygenation levels improve. Monitor patients for hypoxia using continuous pulse oximetry during treatment and discontinue TERLIVAZ if SpO₂ decreases below 90%.

Please see additional Important Safety Information throughout and full [Prescribing Information](#), including **Boxed Warning**.



Visit [TERLIVAZ.com](https://www.terlivaz.com) to learn more.

TERLIVAZ® (terlipressin) for injection is the **FIRST and ONLY FDA-approved treatment in adults with hepatorenal syndrome (HRS) with rapid reduction in kidney function.**¹

Recent guidance published by American Association for the Study of Liver Diseases (AASLD) (2021)* and American College of Gastroenterology (ACG) (2022)[†] recommends terlipressin as the preferred treatment for adults with HRS with rapid reduction in kidney function.^{2,3} TERLIVAZ was not evaluated in comparison to other treatments in a head-to-head clinical study.

CONFIRM, the pivotal trial for TERLIVAZ, was published in the *New England Journal of Medicine (NEJM)* in 2021 and is the largest randomized double-blind, placebo-controlled prospective study to date in patients with HRS with rapid reduction in kidney function.⁴⁻⁶

HRS with rapid reduction in kidney function is a serious, life-threatening condition, with the worst prognosis of all the complications of cirrhosis, a median survival time of approximately 2 weeks, and greater than 80% mortality within 3 months, if untreated.⁷⁻⁹ HRS is a rare disease characterized by high mortality, lengthy hospital stays, high intensive care unit (ICU) burden, frequent inpatient renal replacement therapy (RRT), and a high 30-day readmission rate.^{10-12‡}

In adults hospitalized with HRS with rapid reduction in kidney function, consider treatment in appropriate patients with the first and only FDA-approved drug for HRS: TERLIVAZ.¹

This formulary kit contains various materials to help enhance your understanding of TERLIVAZ.

*The 2021 AASLD guidance states that the treatment of choice for HRS with rapid reduction in kidney function is vasoconstrictor drugs in combination with albumin. The preferred drug is terlipressin.² Please see individual guidance for specific recommendations.

[†]For the improvement of renal function in hospitalized patients with cirrhosis and HRS with rapid reduction in kidney function without high grade of ACLF or major cardiopulmonary or vascular diseases per the 2022 ACG ACLF guidelines.³ Please see individual guidance for specific recommendations.

[‡]Data derived from a retrospective, longitudinal, real-world analysis of patients with HRS with rapid reduction in kidney function hospitalized between 2009 and 2015 in multiple US hospitals (N=2542).¹²

SELECT IMPORTANT SAFETY INFORMATION

Contraindications

TERLIVAZ is contraindicated:

- In patients experiencing hypoxia or worsening respiratory symptoms.
- In patients with ongoing coronary, peripheral, or mesenteric ischemia.

2 Please see additional Important Safety Information throughout and full [Prescribing Information](#), including Boxed Warning.





INDICATION AND LIMITATION OF USE

TERLIVAZ® is indicated to improve kidney function in adults with hepatorenal syndrome with rapid reduction in kidney function.

- Patients with a serum creatinine >5 mg/dL are unlikely to experience benefit.

IMPORTANT SAFETY INFORMATION

WARNING: SERIOUS OR FATAL RESPIRATORY FAILURE

- **TERLIVAZ may cause serious or fatal respiratory failure. Patients with volume overload or with acute-on-chronic liver failure (ACLF) Grade 3 are at increased risk. Assess oxygenation saturation (e.g., SpO₂) before initiating TERLIVAZ.**
- **Do not initiate TERLIVAZ in patients experiencing hypoxia (e.g., SpO₂ <90%) until oxygenation levels improve. Monitor patients for hypoxia using continuous pulse oximetry during treatment and discontinue TERLIVAZ if SpO₂ decreases below 90%.**

Contraindications

TERLIVAZ is contraindicated:

- In patients experiencing hypoxia or worsening respiratory symptoms.
- In patients with ongoing coronary, peripheral, or mesenteric ischemia.

Warnings and Precautions

- **Serious or Fatal Respiratory Failure:** Obtain baseline oxygen saturation and do not initiate TERLIVAZ in hypoxic patients. Monitor patients for changes in respiratory status using continuous pulse oximetry and regular clinical assessments. Discontinue TERLIVAZ in patients experiencing hypoxia or increased respiratory symptoms.

Manage intravascular volume overload by reducing or discontinuing the administration of albumin and/or other fluids and through judicious use of diuretics. Temporarily interrupt, reduce, or discontinue TERLIVAZ treatment until patient volume status improves. Avoid use in patients with ACLF Grade 3 because they are at significant risk for respiratory failure.

- **Ineligibility for Liver Transplant:** TERLIVAZ-related adverse reactions (respiratory failure, ischemia) may make a patient ineligible for liver transplantation, if listed. For patients with high prioritization for liver transplantation (e.g., MELD ≥35), the benefits of TERLIVAZ may not outweigh its risks.
- **Ischemic Events:** TERLIVAZ may cause cardiac, cerebrovascular, peripheral, or mesenteric ischemia. Avoid use of TERLIVAZ in patients with a history of severe cardiovascular conditions or cerebrovascular or ischemic disease. Discontinue TERLIVAZ in patients who experience signs or symptoms suggestive of ischemic adverse reactions.
- **Embryo-Fetal Toxicity:** TERLIVAZ may cause fetal harm when administered to a pregnant woman. If TERLIVAZ is used during pregnancy, the patient should be informed of the potential risk to the fetus.

Adverse Reactions

- The most common adverse reactions (≥10%) include abdominal pain, nausea, respiratory failure, diarrhea, and dyspnea.

3 Please see full [Prescribing Information](#), including **Boxed Warning**.



WHAT'S INSIDE...

To jump directly to a section, click on its title below or on the appropriate tab to the right.



[Product Fact Sheet](#)

Key facts regarding TERLIVAZ[®]



[Ordering Guide](#)

Overview of ordering TERLIVAZ for inpatient use



[Dosing and Administration](#)

Dosing and administration instructions, including important considerations while using TERLIVAZ



[Billing and Coding](#)

Claims coding information for TERLIVAZ



[References](#)

List of references used within this kit

SELECT IMPORTANT SAFETY INFORMATION

WARNING: SERIOUS OR FATAL RESPIRATORY FAILURE

- TERLIVAZ may cause serious or fatal respiratory failure. Patients with volume overload or with acute-on-chronic liver failure (ACLF) Grade 3 are at increased risk. Assess oxygenation saturation (e.g., SpO₂) before initiating TERLIVAZ.
- Do not initiate TERLIVAZ in patients experiencing hypoxia (e.g., SpO₂ <90%) until oxygenation levels improve. Monitor patients for hypoxia using continuous pulse oximetry during treatment and discontinue TERLIVAZ if SpO₂ decreases below 90%.

4 Please see additional Important Safety Information throughout and full [Prescribing Information](#), including **Boxed Warning**.



Product Fact Sheet



Important Safety Information

Product Fact Sheet

Ordering Guide

Dosing and Administration

Billing and Coding

References

Prescribing Information

- **TERLIVAZ®**, the **first and only FDA-approved treatment** for adults with HRS with rapid reduction in kidney function, is available in the United States.¹
- Terlipressin is recommended as the **preferred treatment** for HRS with rapid reduction in kidney function by AASLD guidance and ACG guidelines.^{2,3*} TERLIVAZ was not evaluated in comparison to other treatments in a head-to-head clinical study.

DESCRIPTION¹

Terlipressin is a synthetic vasopressin analogue with twice the selectivity for vasopressin V₁ receptors versus V₂ receptors. TERLIVAZ is a white to off-white lyophilized powder in a single-dose vial for reconstitution.

INDICATION AND USAGE¹

TERLIVAZ is indicated to improve kidney function in adults with hepatorenal syndrome with rapid reduction in kidney function.

Limitation of Use

Patients with a serum creatinine >5 mg/dL are unlikely to experience benefit.

PROPOSED MECHANISM OF ACTION[†]

- TERLIVAZ is a synthetic vasopressin analogue
- TERLIVAZ has twice the selectivity for vasopressin V₁ receptors, targeting the splanchnic circulation, versus V₂ receptors
- TERLIVAZ acts as both a prodrug for lysine-vasopressin, as well as having pharmacologic activity on its own
- TERLIVAZ is thought to increase renal blood flow in patients with HRS by
 - Reducing portal hypertension
 - Reducing blood circulation in portal vessels
 - Increasing effective arterial volume and mean arterial pressure (MAP)

PHARMACODYNAMICS¹

- After a single 0.85 mg dose in patients with HRS, the following was seen within 5 minutes after dose and maintained for at least 6 hours:
 - Increase in diastolic, systolic, and MAP
 - Max change in BP and HR – 1.2 to 2 hrs post dose
 - MAP – estimated maximum effect = increase of 16.2 mmHg
 - Decrease in HR
 - Estimated maximum effect for HR = decrease of 10.6 beats/minute

PHARMACOKINETICS¹

- Terminal half-life
 - TERLIVAZ – 0.9 hours (54 minutes)
 - Lysine-vasopressin – 3 hours

BOXED WARNING

TERLIVAZ has a Boxed Warning for serious or fatal respiratory failure. Please see full [Prescribing Information](#).

*2021 American Association for the Study of Liver Diseases (AASLD) and 2022 American College of Gastroenterology (ACG).^{2,3} Please see individual guidance for specific recommendations.

[†]The mechanism for TERLIVAZ is not fully understood, and its clinical relevance requires further investigation.

BP, blood pressure; HR, heart rate; HRS, hepatorenal syndrome.

SELECT IMPORTANT SAFETY INFORMATION

Contraindications

TERLIVAZ is contraindicated:

- In patients experiencing hypoxia or worsening respiratory symptoms.
- In patients with ongoing coronary, peripheral, or mesenteric ischemia.

5 Please see additional Important Safety Information throughout and full [Prescribing Information](#), including Boxed Warning.



Product Fact Sheet



Important Safety Information

Product Fact Sheet

Ordering Guide

Dosing and Administration

Billing and Coding

References

Prescribing Information

0.85 mg terlipressin = 1 mg terlipressin acetate = 1 vial¹

TREATMENT SETTING	TERLIVAZ [®] is for use in the hospital inpatient setting.
HOW SUPPLIED¹	Each single-dose vial contains a sterile, preservative-free, lyophilized powder containing 0.85 mg of terlipressin (1 mg of terlipressin acetate free base). Each small outer carton of TERLIVAZ, measuring 1.69" × 2.81" × 1.69", contains 1 single vial.
RECONSTITUTION¹	Reconstitute with 5 mL of 0.9% sodium chloride injection.
ADMINISTRATION¹	<ul style="list-style-type: none">• Administer through a peripheral or central line; a dedicated central line is not required• Administer by slow IV bolus injection over 2 minutes• Administer 1 mg terlipressin acetate every 6 hours• Flush line after administration• If not administered immediately, store TERLIVAZ reconstituted solution under refrigerated conditions at 36°F to 46°F (2°C to 8°C) for up to 48 hours. Do not freeze• Reconstituted solution does not need to be protected from light
STORAGE¹	<ul style="list-style-type: none">• Store TERLIVAZ vials in the carton under refrigerated conditions at 2°C to 8°C (36°F to 46°F)• Store in the original carton to protect from light prior to reconstitution
SHELF LIFE	Please refer to product vial or carton for expiration date.
NDC of SINGLE VIAL¹	43825-200-01
WEBSITE	TERLIVAZ.com
FOR ADDITIONAL QUESTIONS	To report potential adverse events or product complaints: Contact the toll-free number 1-800-844-2830. To request medical information: Contact the toll-free number 1-800-844-2830 or email USMallinckrodt@medinfodept.com.

IV, intravenous; NDC, National Drug Code.

SELECT IMPORTANT SAFETY INFORMATION

Warnings and Precautions

- **Serious or Fatal Respiratory Failure:** Obtain baseline oxygen saturation and do not initiate TERLIVAZ in hypoxic patients. Monitor patients for changes in respiratory status using continuous pulse oximetry and regular clinical assessments. Discontinue TERLIVAZ in patients experiencing hypoxia or increased respiratory symptoms. Manage intravascular volume overload by reducing or discontinuing the administration of albumin and/or other fluids and through judicious use of diuretics. Temporarily interrupt, reduce, or discontinue TERLIVAZ treatment until patient volume status improves. Avoid use in patients with ACLF Grade 3 because they are at significant risk for respiratory failure.

6 Please see additional Important Safety Information throughout and full [Prescribing Information](#), including **Boxed Warning**.



Specialty Distributors for TERLIVAZ®

TERLIVAZ is available through a network of independent specialty distributors for hospital purchasing.



CONTACT

FFF Enterprises

☎ 1-800-843-7477

@ ffccustomer@fffenterprises.com

McKesson Plasma and Biologics

☎ 1-877-625-2566

@ mpborders@mckesson.com

ONLINE ORDERS FOR EXISTING CUSTOMERS: connect.mckesson.com

Cardinal Health Specialty Pharmaceutical Distribution

☎ 1-855-855-0708

@ GMB-spdcorderentry@cardinalhealth.com

ASD Healthcare

☎ 1-800-746-6273

@ asd.customerservice@asdhealthcare.com

CuraScript SD

☎ 1-877-599-7748

@ Customer.Service@curascript.com



ORDERS

Consider stocking up to 4 days of TERLIVAZ (20 vials)

Please see Dosing and Administration on page 10.

- **Prepaid delivery on standard order.** The specialty distributor will ship TERLIVAZ via cold chain distribution in a freight prepaid standard delivery
- **Shipping schedule.** Please refer to your specialty distributor for specific cut-off times for shipments
- **Product returns.** Product returns are subject to current Return Goods Policy in effect at the time of return. Contact your specialty distributor with any questions



Mallinckrodt Hospital Products Inc. Return Goods Policy*

RETURNABLE SHORT-DATED AND EXPIRED ITEMS

- Products in original, sealed, unopened packaging within six (6) months prior to the expiration and up to twelve (12) months after expiration

VALUATION OF SHORT-DATED AND EXPIRED RETURNS

- Contracted products will be credited based on lowest eligible purchase price within the past twenty-four (24) month timeframe
- Non-contracted products will be valued on a weighted average selling price of wholesale acquisition cost (WAC) for the lot number returned

PROCEDURES FOR RETURNING SHORT-DATED OR EXPIRED PRODUCTS

1. Access the Inmar website at <https://returns.healthcare.inmar.com> (you will need to upload a PDF copy of your debit memo).
2. Email your debit memo to RArequest@inmar.com (be sure to include NDC#, lot#, and expiration date assigned to each product, and both bill-to and ship-to information is required).

*Additional terms and conditions may apply. If you have questions, contact Mallinckrodt Customer Service at 866-916-0575.

This guide may identify third-party organizations and provide links to third-party websites or other third-party information ("Third-Party Content"). The Third-Party Content is meant for informational purposes only, is not endorsed by or under the control of Mallinckrodt, and is not meant to replace a physician's medical advice. Mallinckrodt has no responsibility or liability for and makes no representations or warranties whatsoever about any Third-Party Content. All trademarks, service marks and logos appearing on this page are the property of their respective owners. Any rights not expressly granted herein are reserved.



Dosing and Administration



Important Safety Information

Product Fact Sheet

Ordering Guide

Dosing and Administration

Billing and Coding

References

Prescribing Information

Important Considerations Prior to Initiating and During Therapy

Prior to and during treatment, monitor for risk of respiratory failure for all patients¹

Risk factors for respiratory failure	If present prior to initiation	During treatment
Hypoxia (SpO₂ < 90%)	Do not initiate until oxygenation levels improve	Discontinue TERLIVAZ [®]
ACLF Grade 3	Avoid use due to significant risk of respiratory failure	Avoid use due to significant risk of respiratory failure
Intravascular volume overload	Use caution. Reduce or discontinue the administration of albumin and/or other fluids and judiciously use diuretics	Reduce or discontinue the administration of albumin and/or other fluids and judiciously use diuretics. Temporarily interrupt, reduce, or discontinue TERLIVAZ treatment until patient volume status improves

During the CONFIRM study, when respiratory failure occurred with TERLIVAZ, it had a median onset of 5 days, an average onset of 7.5 days, and a range of 1 to 67 days.⁶

ACLF, acute-on-chronic liver failure.

SELECT IMPORTANT SAFETY INFORMATION

Warnings and Precautions (cont.)

- Ineligibility for Liver Transplant:** TERLIVAZ-related adverse reactions (respiratory failure, ischemia) may make a patient ineligible for liver transplantation, if listed. For patients with high prioritization for liver transplantation (e.g., MELD \geq 35), the benefits of TERLIVAZ may not outweigh its risks.
- Ischemic Events:** TERLIVAZ may cause cardiac, cerebrovascular, peripheral, or mesenteric ischemia. Avoid use of TERLIVAZ in patients with a history of severe cardiovascular conditions or cerebrovascular or ischemic disease. Discontinue TERLIVAZ in patients who experience signs or symptoms suggestive of ischemic adverse reactions.

9 Please see additional Important Safety Information throughout and full [Prescribing Information](#), including **Boxed Warning**.



Dosing and Administration

Terlivaz[®]
terlipressin for injection

Important Safety Information

Product Fact Sheet

Ordering Guide

Dosing and Administration

Billing and Coding

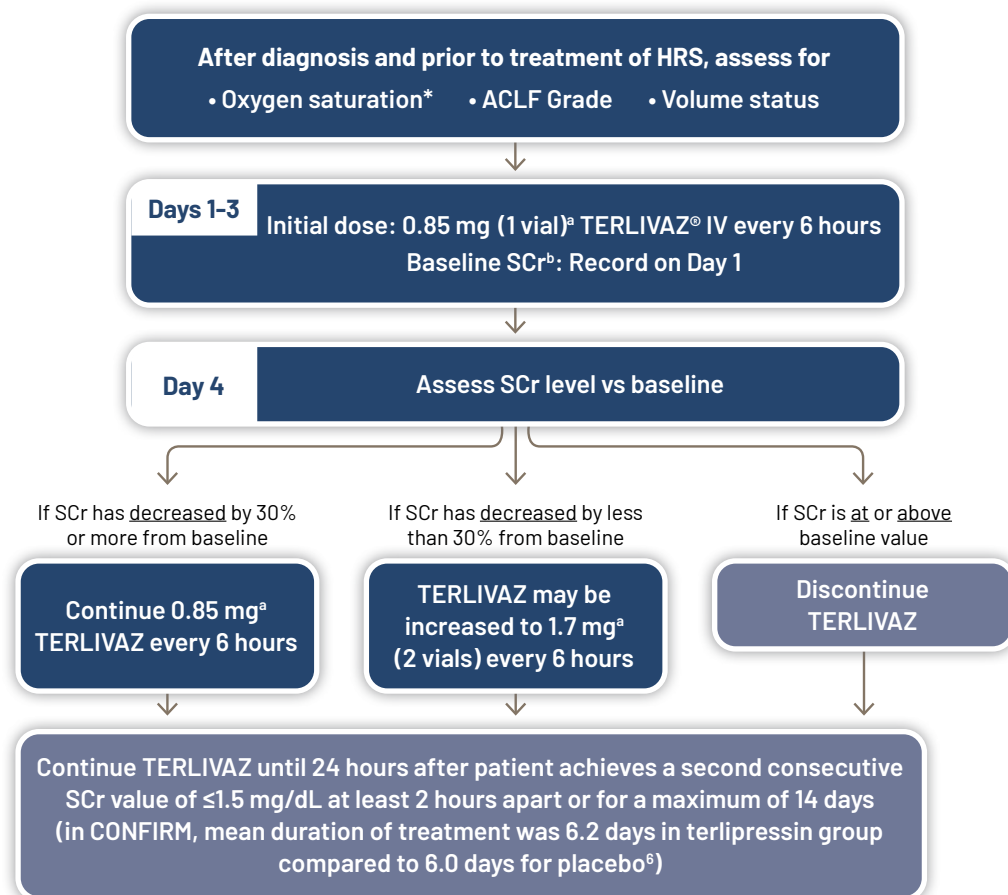
References

Prescribing Information

EQUIVALENCY¹

0.85 mg terlipressin = 1 mg terlipressin acetate = 1 vial

Recommended Dosing Regimen and Management¹



During treatment¹:

- Monitor patient via continuous pulse oximetry
- If hypoxia occurs, discontinue treatment
- Manage intravascular volume overload by reducing or discontinuing administration of albumin and/or other fluids and judiciously use diuretics. Temporarily interrupt, reduce, or discontinue TERLIVAZ treatment until patient volume status improves

After treatment²:

Recurrence may occur after treatment discontinuation, and patient may be retreated, if appropriate

*Do not use TERLIVAZ in patients experiencing hypoxia (eg, SpO₂ <90%) until hypoxia resolves.

ACLF, acute-on-chronic liver failure; HRS, hepatorenal syndrome; IV, intravenous; SCr, serum creatinine.

^a0.85 mg TERLIVAZ is equivalent to 1 vial (1 mg).

^bBaseline SCr is the last available serum creatinine before initiating treatment.

SELECT IMPORTANT SAFETY INFORMATION

Warnings and Precautions (cont.)

- **Embryo-Fetal Toxicity:** TERLIVAZ may cause fetal harm when administered to a pregnant woman. If TERLIVAZ is used during pregnancy, the patient should be informed of the potential risk to the fetus.

10 Please see additional Important Safety Information throughout and full [Prescribing Information](#), including **Boxed Warning**.



Dosing and Administration

Terlivaz[®]
terlipressin for injection

Important Safety Information

Product Fact Sheet

Ordering Guide

Dosing and Administration

Billing and Coding

References

Prescribing Information

Reconstitution, Administration, and Storage¹



RECONSTITUTION:

- Reconstitute with 5 mL of 0.9% sodium chloride injection



ADMINISTRATION:

- Administer through a peripheral or central line; a dedicated central line is not required
- Administer by slow IV bolus injection over 2 minutes
- Administer 1 mg terlipressin acetate every 6 hours
- Flush line after administration
- If not administered immediately, store TERLIVAZ[®] under refrigerated conditions at 36°F to 46°F (2°C to 8°C) for up to 48 hours. Do not freeze
- Reconstituted solution does not need to be protected from light



STORAGE:

- Store TERLIVAZ vials in the carton under refrigerated conditions at 2°C to 8°C (36°F to 46°F)
- Store in the original carton to protect from light prior to reconstitution

SELECT IMPORTANT SAFETY INFORMATION

Adverse Reactions

- The most common adverse reactions (≥10%) include abdominal pain, nausea, respiratory failure, diarrhea, and dyspnea.

¹¹ Please see additional Important Safety Information throughout and full [Prescribing Information](#), including Boxed Warning.



Claims Coding Information for TERLIVAZ®

ICD-10 PCS PROCEDURE CODES¹³

XW03367

Introduction of Terlipressin into Peripheral Vein, Percutaneous Approach, New Technology Group 7

XW04367

Introduction of Terlipressin into Central Vein, Percutaneous Approach, New Technology Group 7

NDC^{1,14}

TERLIVAZ 10-digit Format

43825-200-01

11-digit Format

43825-0200-01

Note that the NDC should be reported on a claim in the format required by each patient's health plan.

ICD-10 CM DIAGNOSIS CODES¹⁵

K76.7

Hepatorenal Syndrome

K91.83

Post-procedural Hepatorenal Syndrome

DISCLAIMER

The information contained in this document is provided for informational purposes only and represents no statement, promise, or guarantee by Mallinckrodt concerning levels of reimbursement, payment, or charge. Similarly, all codes are supplied for informational purposes only and represent no statement, promise, or guarantee by Mallinckrodt that these codes will be appropriate or that reimbursement will be made. It is not intended to increase or maximize reimbursement by any payer. We strongly recommend that you consult your payer organization with regard to its reimbursement policies.

You are ultimately responsible for determining the appropriate reimbursement strategies and billing codes.

¹² Please see Important Safety Information throughout and full [Prescribing Information](#), including Boxed Warning.



References



1. TERLIVAZ® (terlipressin). Prescribing Information. Bedminster, NJ: Mallinckrodt Hospital Products Inc.
2. Biggins SW, Angeli P, Garcia-Tsao G, et al. Diagnosis, evaluation, and management of ascites, spontaneous bacterial peritonitis and hepatorenal syndrome: 2021 practice guidance by the American Association for the Study of Liver Diseases. *Hepatology*. 2021;74(2):1014-1048. doi:10.1002/hep.31884
3. Bajaj JS, O'Leary JG, Lai JC, et al. Acute-on-chronic liver failure clinical guidelines. *Am J Gastroenterol*. 2022;00:1-28.
4. Wong F, Curry MP, Reddy KR, et al. on behalf of the CONFIRM Study Investigators. Terlipressin plus albumin for the treatment of type 1 hepatorenal syndrome. *N Eng J Med*. 2021;384(9):818-828.
5. Piano S, Gambino C, Vettore E, et al. Response to terlipressin and albumin is associated with improved liver transplant outcomes in patients with hepatorenal syndrome. *Hepatology*. 2020;73(5):1909-1919. doi:10.1002/hep.31529
6. Data on file. Ref-05035. Mallinckrodt Pharmaceuticals.
7. Ginès P, Solá E, Angeli P, et al. Hepatorenal syndrome. *Nat Rev Dis Primers*. 2018;4(23):1-17.
8. Suneja M, Tang F, Cavanaugh JE, et al. Population based trends in the incidence of hospital admission for the diagnosis of hepatorenal syndrome: 1998-2011. *Int J Nephrol*. 2016;2016(1):1-6.
9. Boyer TD, Medicis JJ, Pappas SC, et al. A randomized, placebo-controlled, double-blind study to confirm the reversal of hepatorenal syndrome type 1 with terlipressin: the REVERSE trial design. *Open Access J Clin Trials*. 2012;2012(4):39-49.
10. Desai AP, Mohan P, Nokes B, et al. Increasing economic burden in hospitalized patients with cirrhosis: analysis of a national database. *Clin Transl Gastroenterol*. 2019;10(7):e-00062. doi:10.14309/ctg.0000000000000062
11. Rice JB, White AG, Galeback P, et al. The burden of hepatorenal syndrome among commercially insured and Medicare patients in the United States. *Curr Med Res Opin*. 2017;33(8):1473-1480. doi:10.1080/03007995.2017.1331211
12. Jamil K, Huang X, Lovelace B, et al. The burden of illness of hepatorenal syndrome (HRS) in the United States: a retrospective analysis of electronic health records. *J Med Econ*. 2019;22(5):421-429.
13. Centers for Medicare and Medicaid Services: ICD-10 PCS Terlipressin FY2022. Updated January 12, 2022. Accessed August 3, 2022. <https://www.cms.gov/files/zip/errata-january-12-2022.zip>
14. Michigan State Government February 2022 - Convert National Code from 10 to 11 digits. Accessed August 3, 2022. https://www.michigan.gov/documents/lara/lara_MAPS_NDC_Guidelines_396516_7.pdf
15. AAPC. ICD-10-CM EXPERT: Diagnosis codes for providers & facilities. 2022.

13 Please see Important Safety Information throughout and full [Prescribing Information](#), including Boxed Warning.





Terlivaz[®]
terlipressin for injection

Additional information about TERLIVAZ[®] is available at [TERLIVAZ.com](https://www.terlivaz.com)

To report potential adverse events or product complaints: Contact the toll-free number 1-800-844-2830.

To request medical information: Contact the toll-free number 1-800-844-2830
or email USMallinckrodt@medinfodept.com.

Please see Important Safety Information throughout and full [Prescribing Information](#), including **Boxed Warning**.



Mallinckrodt, the "M" brand mark and the Mallinckrodt Pharmaceuticals logo are trademarks of a Mallinckrodt company. Other brands are trademarks of a Mallinckrodt company or their respective owners.

© 2022 Mallinckrodt. US-2201179 12/22

TERLIVAZ® (terlipressin)

for injection, for intravenous use

HIGHLIGHTS OF PRESCRIBING INFORMATION

These highlights do not include all the information needed to use TERLIVAZ® safely and effectively. See full prescribing information for TERLIVAZ.

TERLIVAZ (terlipressin) for injection, for intravenous use
Initial U.S. Approval: 2022

WARNING: SERIOUS OR FATAL RESPIRATORY FAILURE

TERLIVAZ may cause serious or fatal respiratory failure. Patients with volume overload or with ACLF Grade 3 are at increased risk. Assess oxygenation saturation (e.g., SpO₂) before initiating TERLIVAZ.

Do not initiate TERLIVAZ in patients experiencing hypoxia (e.g., SpO₂ <90%) until oxygenation levels improve. Monitor patients for hypoxia using continuous pulse oximetry during treatment and discontinue TERLIVAZ if SpO₂ decreases below 90% (2.1, 4, 5.1).

INDICATIONS AND USAGE

TERLIVAZ is a vasopressin receptor agonist indicated to improve kidney function in adults with hepatorenal syndrome with rapid reduction in kidney function. (1)

Limitation of Use

Patients with a serum creatinine >5 mg/dL are unlikely to experience benefit. (1)

DOSAGE AND ADMINISTRATION

- Prior to initial dosing, assess patients for ACLF Grade 3 and obtain patient baseline oxygenation level. Monitor patient oxygen saturation with pulse oximetry. (2.1)
- Recommended Dosage Regimen: (2.2)
 - Days 1 to 3 administer TERLIVAZ 0.85 mg (1 vial) intravenously every 6 hours.
 - Day 4: Assess serum creatinine (SCr) versus baseline.
 - If SCr has decreased by at least 30% from baseline, continue TERLIVAZ 0.85 mg (1 vial) intravenously every 6 hours.

- If SCr has decreased by less than 30% from baseline, dose may be increased to TERLIVAZ 1.7 mg (2 vials) intravenously every 6 hours.
- If SCr is at or above baseline value, discontinue TERLIVAZ.
- Continue TERLIVAZ until 24 hours after two consecutive SCr ≤1.5 mg/dL values at least 2 hours apart or a maximum of 14 days.

See full prescribing information for instructions on preparation and administration (2.3). Flush IV line after administration.

DOSAGE FORMS AND STRENGTHS

For injection: TERLIVAZ 0.85 mg (1 vial) as a lyophilized powder in a single-dose vial for reconstitution. (3)

CONTRAINDICATIONS

TERLIVAZ is contraindicated:

- In patients experiencing hypoxia or worsening respiratory symptoms. (4)
- In patients with ongoing coronary, peripheral, or mesenteric ischemia. (4)

WARNINGS AND PRECAUTIONS

- **Serious or Fatal Respiratory Failure:** Monitor patients for changes in respiratory status using pulse oximetry and regular clinical assessments. Actively manage intravascular volume overload and adjust TERLIVAZ therapy as appropriate. (5.1)
- **Ineligibility for Liver Transplant:** TERLIVAZ-related adverse reactions may make a patient ineligible for liver transplantation, if listed. (5.2)
- **Ischemic Events:** TERLIVAZ is a vasoconstrictor and can cause ischemic events (cardiac, peripheral, or mesenteric) that may require dose interruption or discontinuation. (5.3)
- **Embryo-Fetal Toxicity:** TERLIVAZ may cause fetal harm when used during pregnancy. Advise females of reproductive potential of the potential hazard to the fetus. (5.4, 8.1)

ADVERSE REACTIONS

The most common adverse reactions (≥10%) include abdominal pain, nausea, respiratory failure, diarrhea, and dyspnea. (6.1)

To report SUSPECTED ADVERSE REACTIONS, contact 1-800-844-2830 and www.Mallinckrodt.com or FDA at 1-800-FDA-1088 or www.fda.gov/medwatch.

See 17 for PATIENT COUNSELING INFORMATION

Revised: 10/2022

FULL PRESCRIBING INFORMATION: CONTENTS*

WARNING: SERIOUS OR FATAL RESPIRATORY FAILURE

1 INDICATIONS AND USAGE

2 DOSAGE AND ADMINISTRATION

- 2.1 Important Considerations Prior to Initiating and During Therapy
- 2.2 Recommended Dosage
- 2.3 Preparation and Administration

3 DOSAGE FORMS AND STRENGTHS

4 CONTRAINDICATIONS

5 WARNINGS AND PRECAUTIONS

- 5.1 Serious or Fatal Respiratory Failure
- 5.2 Ineligibility for Liver Transplant
- 5.3 Ischemic Events
- 5.4 Embryo-Fetal Toxicity

6 ADVERSE REACTIONS

- 6.1 Clinical Trials Experience
- 6.2 Postmarketing Experience

8 USE IN SPECIFIC POPULATIONS

- 8.1 Pregnancy

8.2 Lactation

8.4 Pediatric Use

8.5 Geriatric Use

8.6 Hepatic Impairment

10 OVERDOSAGE

11 DESCRIPTION

12 CLINICAL PHARMACOLOGY

- 12.1 Mechanism of Action
- 12.2 Pharmacodynamics
- 12.3 Pharmacokinetics

13 NONCLINICAL TOXICOLOGY

- 13.1 Carcinogenesis, Mutagenesis, Impairment of Fertility

14 CLINICAL STUDIES

15 REFERENCES

16 HOW SUPPLIED/STORAGE AND HANDLING

17 PATIENT COUNSELING INFORMATION

*Sections or subsections omitted from the full prescribing information are not listed.

FULL PRESCRIBING INFORMATION

WARNING: SERIOUS OR FATAL RESPIRATORY FAILURE

TERLIVAZ may cause serious or fatal respiratory failure. Patients with volume overload or with acute-on-chronic liver failure (ACLF) Grade 3 are at increased risk [see References (15)]. Assess oxygenation saturation (e.g., SpO₂) before initiating TERLIVAZ.

Do not initiate TERLIVAZ in patients experiencing hypoxia (e.g., SpO₂ <90%) until oxygenation levels improve. Monitor patients for hypoxia using continuous pulse oximetry during treatment and discontinue TERLIVAZ if SpO₂ decreases below 90% [see Dosage and Administration (2.1), Contraindications (4), and Warnings and Precautions (5.1)].

1 INDICATIONS AND USAGE

TERLIVAZ is indicated to improve kidney function in adults with hepatorenal syndrome with rapid reduction in kidney function.

Limitation of Use

Patients with a serum creatinine > 5 mg/dL are unlikely to experience benefit.

2 DOSAGE AND ADMINISTRATION

2.1 Important Considerations Prior to Initiating and During Therapy

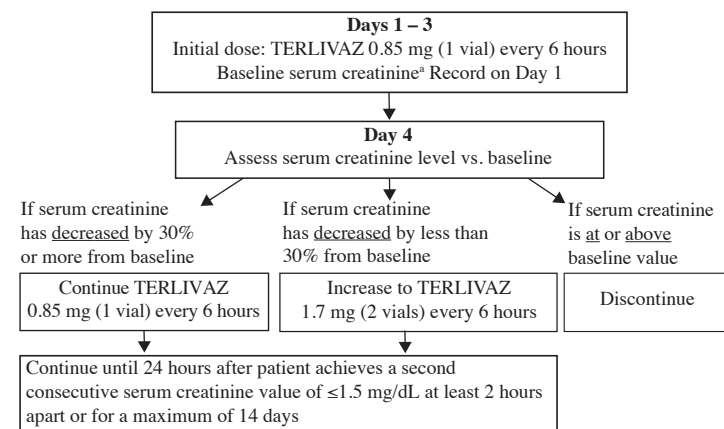
Obtain baseline oxygen saturation (SpO₂) prior to administering the first dose of TERLIVAZ. During treatment, monitor patient oxygen saturation using continuous pulse oximetry. Do not use TERLIVAZ treatment in patients experiencing hypoxia until hypoxia resolves [see Contraindications (4), and Warnings and Precautions (5.1)].

Assess Acute-on-Chronic Liver Failure (ACLF) Grade and volume status before initiating TERLIVAZ [see *Warnings and Precautions (5.1)* and *References (15)*].

2.2 Recommended Dosage

Record last available serum creatinine (SCr) value prior to initiating treatment (baseline SCr). The recommended starting dosage is TERLIVAZ 0.85 mg every 6 hours by slow intravenous bolus injection (over 2 minutes) on Days 1 through 3. Adjust the dose on Day 4 based on changes from baseline SCr using the dosing chart (Figure 1).

Figure 1: Dosing Chart



^a Baseline SCr is the last available serum creatinine before initiating treatment.

2.3 Preparation and Administration

Reconstitute each vial with 5 mL of 0.9% Sodium Chloride Injection to prepare a 0.85 mg/5 mL solution. Parenteral drug products should be inspected visually for particulate matter and discoloration prior to administration, whenever solution and container permit.

Administer TERLIVAZ through a peripheral or central line. A dedicated central line is not required. Flush the line after TERLIVAZ administration.

If not administered immediately, store TERLIVAZ at 2°C to 8°C (36°F to 46°F) for up to 48 hours. Do not freeze. The reconstituted solution does not need protection from light.

3 DOSAGE FORMS AND STRENGTHS

For injection: TERLIVAZ 0.85 mg is a white to off-white lyophilized powder in a single-dose vial for reconstitution.

4 CONTRAINDICATIONS

TERLIVAZ is contraindicated in patients experiencing hypoxia or worsening respiratory symptoms.

TERLIVAZ is contraindicated in patients with ongoing coronary, peripheral or mesenteric ischemia.

5 WARNINGS AND PRECAUTIONS

5.1 Serious or Fatal Respiratory Failure

In the primary clinical trial [see *Clinical Studies (14)*], serious or fatal respiratory failure occurred in 14% of patients treated with TERLIVAZ compared to 5% of patients on placebo.

Obtain baseline oxygen saturation and do not initiate TERLIVAZ in hypoxic patients [see *Contraindications (4)*]. Monitor patients for changes in respiratory status using continuous pulse oximetry and regular clinical assessments. Discontinue TERLIVAZ in patients experiencing hypoxia or increased respiratory symptoms.

Patients with fluid overload may be at increased risk of respiratory failure. Manage intravascular volume overload by reducing or discontinuing the administration of albumin and/or other fluids and judicious use of diuretics. Temporarily interrupt, reduce, or discontinue TERLIVAZ treatment until patient volume status improves [see *Dosage and Administration (2.1)*].

Avoid use in patients with ACLF Grade 3 because they are at significant risk for respiratory failure [see *References (15)*].

5.2 Ineligibility for Liver Transplant

TERLIVAZ-related adverse reactions (respiratory failure, ischemia) may make a patient ineligible for liver transplantation, if listed. For patients with high prioritization for liver transplantation (e.g., MELD \geq 35), the benefits of TERLIVAZ may not outweigh its risks [see *Adverse Reactions (6.1)*].

5.3 Ischemic Events

TERLIVAZ may cause cardiac, cerebrovascular, peripheral, or mesenteric ischemia. Avoid use of TERLIVAZ in patients with a history of severe cardiovascular conditions, cerebrovascular and ischemic disease. Discontinue TERLIVAZ in patients who experience signs or symptoms suggestive of ischemic adverse reactions [see *Dosage and Administration (2.1)* and *Adverse Reactions (6.1)*].

5.4 Embryo-Fetal Toxicity

TERLIVAZ may cause fetal harm when administered to a pregnant woman based on the mechanism of action and data from published literature. Terlipressin induces uterine contractions and endometrial ischemia in both humans and animals. If this drug is used during pregnancy, the patient should be apprised of the potential risk to the fetus [see *Use in Specific Populations (8.1)* and *Clinical Pharmacology (12.1)*].

6 ADVERSE REACTIONS

The following adverse reactions are discussed elsewhere in the labeling:

- Serious or Fatal Respiratory Failure [see *Warnings and Precautions (5.1)*]
- Ischemic Events [see *Warnings and Precautions (5.3)*]

6.1 Clinical Trials Experience

Because clinical trials are conducted under widely varying conditions, the adverse reaction rates observed in the clinical trials of TERLIVAZ cannot be directly compared to rates in the clinical trials of another drug and may not reflect the rates observed in practice.

The safety of TERLIVAZ was evaluated in the CONFIRM trial [see *Clinical Studies (14)*]. The average daily dose of TERLIVAZ was 3.1 mg (range 0.8 to 5.8 mg), with a mean duration of exposure to TERLIVAZ of 6.2 days (range 1 to 15 days).

Treatment discontinuation due to adverse events occurred in 12.0% (24/200) of patients receiving TERLIVAZ and 5.1% (5/99) of patients receiving placebo. The most common adverse reactions that led to TERLIVAZ discontinuation were respiratory failure, abdominal pain, and intestinal ischemia/obstruction.

Table 1 lists adverse reactions that occurred more commonly on TERLIVAZ than on placebo, and in at least 4% of patients treated with TERLIVAZ in the CONFIRM trial. The most commonly observed adverse reactions in TERLIVAZ-treated patients (\geq 10%) were abdominal pain, nausea, respiratory failure, diarrhea, and dyspnea.

Table 1: Adverse Reactions Reported by \geq 4 % of TERLIVAZ-Treated Patients

	Patients, n (%)	
	TERLIVAZ (N=200)	Placebo (N=99)
Abdominal pain	39 (19.5)	6 (6.1)
Nausea	32 (16.0)	10 (10.1)
Respiratory failure	31 (15.5)	7 (7.1)
Diarrhea	26 (13.0)	7 (7.1)
Dyspnea	25 (12.5)	5 (5.1)
Fluid overload	17 (8.5)	3 (3.0)
Pleural effusion	11 (5.5)	0 (0.0)
Sepsis	11 (5.5)	1 (1.0)
Bradycardia	10 (5.0)	0 (0.0)
Ischemia-related events ^a	9 (4.5)	0 (0.0)

^a Ischemia-related events include: skin discoloration, cyanosis, ischemia and intestinal ischemia.

6.2 Postmarketing Experience

Adverse reactions reported from the worldwide postmarketing experience with terlipressin include headache, hyponatremia, skin necrosis and gangrene. Because these reactions are reported voluntarily from a population of uncertain size, it is not always possible to reliably estimate their frequency or establish a causal relationship to terlipressin exposure.

8 USE IN SPECIFIC POPULATIONS

8.1 Pregnancy

Risk Summary

Based on findings from the published literature and on its mechanism of action, TERLIVAZ may cause fetal harm when administered to a pregnant woman [see *Clinical Pharmacology* (12.1)]. In small, published studies, administration of a single intravenous dose of terlipressin to pregnant women during the first trimester induced uterine contractions and endometrial ischemia. The limited published data are not sufficient to determine a drug-associated risk for major birth defects or miscarriage. If TERLIVAZ is used during pregnancy, the patient should be informed of the potential risk to the fetus.

The background risk of major birth defects and miscarriage for the indicated population is unknown. In the U.S. general population, the estimated background risk of major birth defects and miscarriage in clinically recognized pregnancies is 2% to 4% and 15% to 20%, respectively.

Data

Animal Data

In published reproductive toxicity animal studies, administration of terlipressin to pregnant guinea pigs at doses lower than the maximum recommended human dose of 4 mg/day caused a marked decrease in blood flow to the uterus and placenta. In rabbits, terlipressin is both embryotoxic and teratogenic (increased resorptions, increased implantation loss, fetal anomalies and fetal deformities).

8.2 Lactation

Risk Summary

There are no data on the presence of terlipressin in human or animal milk, the effects on the breastfed infant, or the effect on milk production. The developmental and health benefits of breastfeeding should be considered along with the mother's clinical need for TERLIVAZ and any potential adverse effects on the breastfed child from TERLIVAZ or from the underlying maternal condition.

8.4 Pediatric Use

Safety and effectiveness of TERLIVAZ have not been established in pediatric patients.

8.5 Geriatric Use

Of the total number of patients in clinical studies treated with TERLIVAZ, 55 (16%) were ≥65 years of age. No overall differences in safety or effectiveness were observed between these subjects and younger subjects; other reported clinical experience has not identified differences in responses between the elderly and younger patients, but greater sensitivity of some older individuals cannot be ruled out.

8.6 Hepatic Impairment

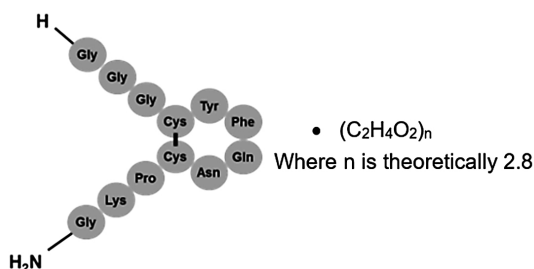
No dose adjustment is required in patients with hepatic impairment [see *Clinical Pharmacology* (12.3)].

10 OVERDOSAGE

Manifestations of TERLIVAZ overdose are expected to be similar to the adverse reactions described with therapeutic doses. In case of overdose, initiate close monitoring of vital signs, electrolytes, and potential ischemic events and initiate appropriate symptomatic treatment.

11 DESCRIPTION

TERLIVAZ contains terlipressin, a vasopressin receptor agonist. Terlipressin is a 12-amino acid peptide with the chemical name *N*-[*N*-(*N*-glycylglycyl)glycyl]-8-L-lysinevasopressin. The structure of terlipressin acetate is shown below:



Molecular formula: $C_{52}H_{74}N_{16}O_{15}S_2 \bullet (C_2H_4O_2)_n$; (n=number of acetate molecules; theoretical n=2.8)

Average molecular weight: 1227.38 (as free base)

TERLIVAZ is supplied as a sterile, preservative-free, lyophilized, white-to off-white powder for intravenous administration. Each vial contains 0.85 mg terlipressin, equivalent to 1 mg terlipressin acetate, and 10.0 mg mannitol. Glacial acetic acid and/or sodium hydroxide may be added to adjust pH at the time of manufacture.

12 CLINICAL PHARMACOLOGY

12.1 Mechanism of Action

Terlipressin is a synthetic vasopressin analogue with twice the selectivity for vasopressin V_1 receptors versus V_2 receptors. Terlipressin acts as both a prodrug for lysine-vasopressin, as well as having pharmacologic activity on its own. Terlipressin is thought to increase renal blood flow in patients with hepatorenal syndrome by reducing portal hypertension and blood circulation in portal vessels and increasing effective arterial volume and mean arterial pressure (MAP).

12.2 Pharmacodynamics

After administration of a single 0.85 mg dose of terlipressin in patients with hepatorenal syndrome type 1 (HRS-1), an increase in the diastolic, systolic, and mean arterial pressure (MAP), and decrease in heart rate were evident within 5 minutes after dosing and were maintained for at least 6 hours after dosing. The maximum change in blood pressure and heart rate occurred at 1.2 to 2 hours post dose. For MAP, the estimated maximum effect was an increase of 16.2 mmHg. The estimated maximum effect for heart rate was a decrease of 10.6 beats/minute.

Cardiac Electrophysiology

The effect of terlipressin on QTc interval was evaluated in 41 patients with HRS-1. Patients received an initial dose of 1 mg terlipressin acetate every 6 hours for a period of up to 14 days. No clinically meaningful changes from baseline were detected in the trial based on the Fridericia correction method. Increases of the mean QTc interval of <10 ms were reported.

12.3 Pharmacokinetics

The pharmacokinetic parameters of terlipressin and its major active metabolite, lysine-vasopressin, were derived from population pharmacokinetic modeling with sparse PK samples from 69 patients with HRS-1.

Following a 1 mg IV injection of terlipressin acetate, the median C_{max} , AUC_{24h} and C_{ave} of terlipressin at steady state was 70.5 ng/mL, 123 ng×hr/mL and 14.2 ng/mL, respectively. The median C_{max} , AUC_{24h} and C_{ave} of lysine-vasopressin were 1.2 ng/mL, 11.2 ng×hr/mL and 0.5 ng/mL, respectively.

Terlipressin and lysine-vasopressin exhibit linear pharmacokinetics in healthy subjects. Plasma concentrations of terlipressin demonstrate proportional increases with the dose administered.

Distribution

The volume of distribution (V_d) of terlipressin was 6.3 L and 1370 L for lysine-vasopressin.

Elimination

The clearance of terlipressin was 27.4 L/hr and 318 L/hr for lysine-vasopressin. There were no dose-dependent changes in the elimination rate constant of terlipressin in healthy subjects. Clearance of terlipressin in HRS-1 patients increased with body weight, while body weight had no effect on the clearance of lysine-vasopressin.

The terminal half-life of terlipressin was 0.9 hours and 3.0 hours for lysine-vasopressin.

Metabolism

Terlipressin is metabolized by cleavage of the N-terminal glycyl residues of terlipressin by various tissue peptidases, resulting in release of the pharmacologically active metabolite lysine-vasopressin. Once formed, lysine-vasopressin is metabolized by body tissue via various peptidase-mediated routes. Terlipressin is not metabolized in blood or plasma. Due to the ubiquitous nature of peptidases in body tissue, it is unlikely that the metabolism of terlipressin will be affected by disease state or other drugs.

Excretion

Less than 1% of terlipressin and <0.1% of lysine-vasopressin is excreted in urine in healthy subjects.

Specific Populations

Gender, age, creatinine clearance, Child-Pugh score, serum alkaline phosphatase, serum alanine aminotransferase (ALT), serum aspartate aminotransferase (AST), and total bilirubin do not appear to have any clinically significant effect on clearance of either terlipressin or lysine-vasopressin.

Drug Interactions

In vitro studies in human liver microsomes demonstrated that there was little or no evidence that terlipressin was a direct-, time-, or metabolism-dependent inhibitor and inducer of any of the CYP enzymes evaluated. In addition, there was little or no evidence that terlipressin is an inhibitor and substrate of human ABC and SLC transporters. No significant drug-drug interactions are anticipated with TERLIVAZ.

13 NONCLINICAL TOXICOLOGY

13.1 Carcinogenesis, Mutagenesis, Impairment of Fertility

Carcinogenicity studies have not been performed with terlipressin.

Terlipressin was not mutagenic or clastogenic in the following tests: in vitro bacterial reverse mutation assay, in vivo mouse micronucleus assay, and in vitro mammalian cell (CHO) chromosome aberration assay.

No studies with terlipressin have been conducted in animals to evaluate its effect on fertility.

14 CLINICAL STUDIES

The efficacy of TERLIVAZ was assessed in a multicenter, double-blind, randomized, placebo-controlled study (CONFIRM) (NCT02770716). Patients with cirrhosis, ascites, and a diagnosis of HRS-1 with a rapidly progressive worsening in renal function to a serum creatinine (SCr) ≥ 2.25 mg/dL and meeting a trajectory for SCr to double over two weeks, and without sustained improvement in renal function (<20% decrease in SCr and SCr ≥ 2.25 mg/dL) 48 hours after both diuretic withdrawal and the beginning of plasma volume expansion with albumin were eligible to participate. All patients underwent fluid challenge with intravenous albumin (1 g/kg on the first day (maximum 100 g) and 20 g/day to 40 g/day thereafter as clinically indicated). Patients with a baseline serum creatinine level >7.0 mg/dL, shock, sepsis, and/or uncontrolled bacterial infection were excluded from the study. Use of vasopressors was prohibited during the treatment period.

A total of 300 patients were enrolled; the median age was 55 years (range: 23 to 82), 60% were male, and 90% were White. At baseline, 40% had alcoholic hepatitis and 19% had ACLF Grade 3; the mean serum creatinine was 3.5 mg/dL, and the mean MELD score was 33.

Patients were randomized 2:1 to treatment with TERLIVAZ (N=199) or placebo (N=101). Patients received 1 mg terlipressin acetate (equivalent to TERLIVAZ 0.85 mg) or placebo every 6 hours administered as an IV bolus injection over 2 minutes for a maximum of 14 days. On Day 4 of therapy, if SCr decreased by less than 30% from the baseline value, the dose was increased to 2 mg terlipressin acetate (equivalent to TERLIVAZ 1.7 mg) every 6 hours. If SCr was at or above the baseline value on Day 4, then treatment was discontinued. Both treatment groups received albumin therapy during the study (median dose 50 g/day). Concomitant diuretics were used in 26% of patients treated with TERLIVAZ and 13% of patients treated with placebo. Median treatment duration was 5 days for TERLIVAZ-treated patients and 4 days for placebo-treated patients.

The primary efficacy endpoint was the incidence of Verified HRS Reversal, defined as the percentage of patients with 2 consecutive SCr values of ≤ 1.5 mg/dL, obtained at least 2 hours apart while on treatment by Day 14 or discharge. To be included in the primary efficacy endpoint analysis, patients had to be alive and without intervening renal replacement therapy (e.g., dialysis) at least 10 days after achieving Verified HRS Reversal.

A greater proportion of patients achieved Verified HRS Reversal in the TERLIVAZ arm compared to the placebo arm (Table 2).

Table 2: Efficacy Analyses

	TERLIVAZ N = 199	Placebo N = 101	P value
Verified HRS Reversal†, n (%) 95% CI	58 (29.1) (0.2, 0.4)	16 (15.8) (0.1, 0.2)	0.012
Durability of HRS Reversal ^{a,b} , n (%) 95% CI	63 (31.7) (0.3, 0.4)	16 (15.8) (0.1, 0.2)	0.003
Incidence of HRS Reversal ^a in the Systemic Inflammatory Response Syndrome (SIRS) Subgroup, n (%) 95% CI	N=84 28 (33.3) (0.2, 0.4)	N=48 3 (6.3) (0.0, 0.1)	<0.001
Incidence of Verified HRS Reversal without HRS Recurrence by Day 30, n (%) 95% CI	48 (24.1) (0.2, 0.3)	16 (15.8) (0.1, 0.2)	0.092

†Primary endpoint

CI = confidence interval

^a Patients with a SCr value of not more than 1.5 mg/dL while on treatment, by Day 14, or discharge.

^b Patients with HRS Reversal without renal replacement therapy to Day 30.

15 REFERENCES

Jalan R, et al; Development and validation of a prognostic score to predict mortality in patients with acute-on-chronic liver failure. *J Hepatol.* 2014 Nov;61(5):1038-47.

16 HOW SUPPLIED/STORAGE AND HANDLING

TERLIVAZ is supplied as a sterile, preservative-free, white to off-white lyophilized powder in single-dose vials containing 0.85 mg of terlipressin. Each vial is supplied in a carton (NDC 43825-200-01).

Store TERLIVAZ vials in the carton under refrigerated conditions at 2°C to 8°C (36°F to 46°F). Store in the original carton to protect from light prior to reconstitution.

17 PATIENT COUNSELING INFORMATION

Embryo-Fetal Toxicity

Inform female patients of reproductive potential that TERLIVAZ may cause fetal harm and to inform their prescriber of a known or suspected pregnancy [see *Use in Specific Populations* (8.1)].

Distributed by:
Mallinckrodt Hospital Products Inc.
Bedminster, NJ 07921, USA

Mallinckrodt, the “M” brand mark and the Mallinckrodt Pharmaceuticals logo are trademarks of a Mallinckrodt company. Other brands are trademarks of a Mallinckrodt company or their respective owners.
©2022 Mallinckrodt.

For a list of patents, see <https://www.mallinckrodt.com/patents/>

Part # PCR-750-17469

Item # US-2300019